


Alumni Portal



Alumni Portal Login

- Portal URL - <https://alumni.mahindra.com>
- Username is token number of the employee and will access portal 2 days after last working day
- First Time Login
- For new user, User will follow below steps to set up password for first time login
- Enter token number and click "NEXT"

mahindra^{Rise} About Us

WELCOME TO
MAHINDRA ALUMNI PORTAL

50001856

NEXT

Click here - Download sop to know how to login

TODAYS EVENTS "Important Announcement : Employee Pension Scheme."

MySQL Workbench

Alumni Portal – First Time Login

- **Validate & Generate Password**

- The user will enter their registered email ID (personal ID) and mobile number, along with the date of leaving or date of birth, to generate the password. You will enter these details as they appear on the work portal (SAP SuccessFactors profile view).

VALIDATE & GENERATE PASSWORD

50001856

cubic.omkar@gmail.com

7975653575

Date Of Leaving

OR

04-09-1997

**VALIDATE & GENERATE
PASSWORD**

Enter personal email id

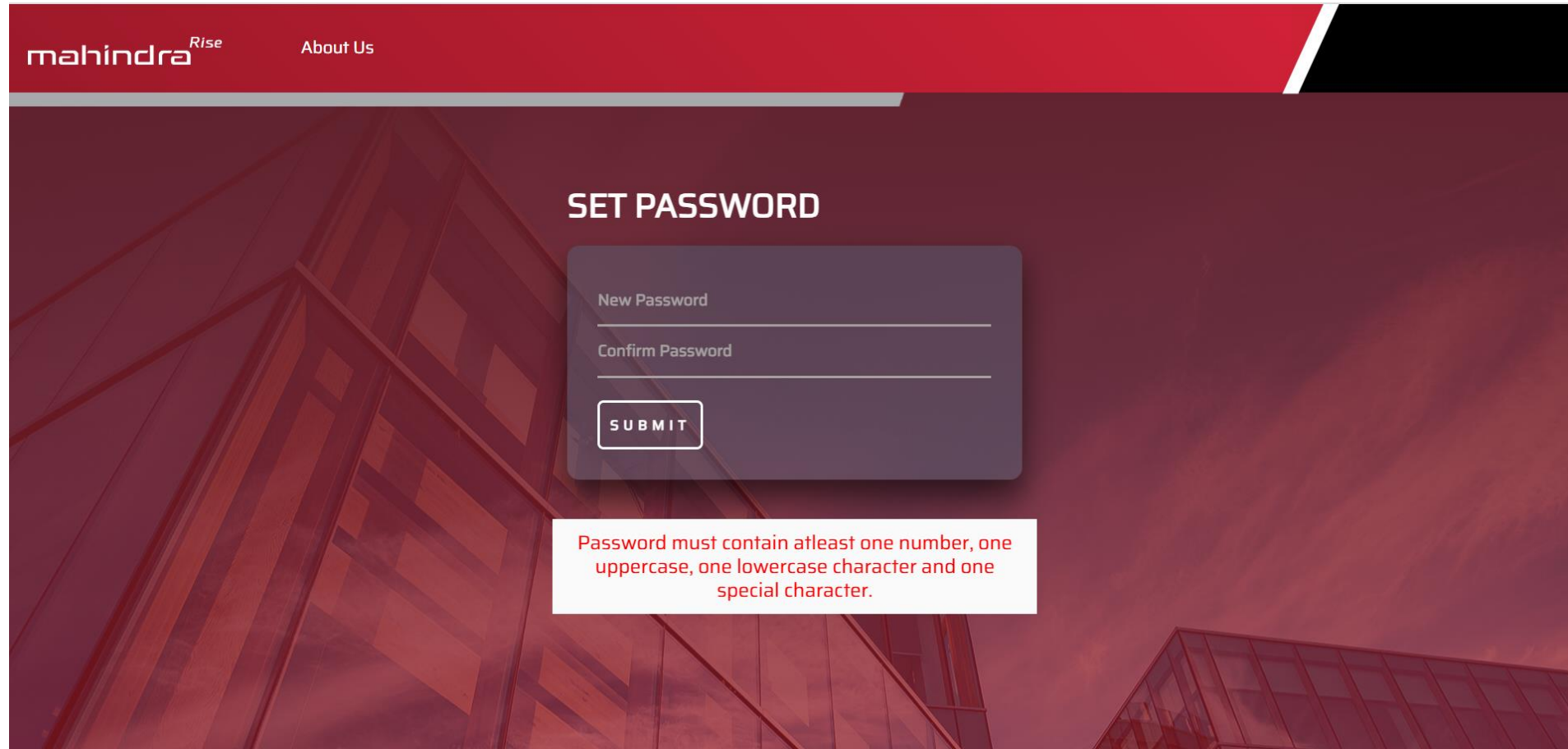
Enter any two details below

Click on Validate & Generate Password Button

<http://mahindrarise.com>

Alumni Portal - First Time Login

- **SET Password**
 - User will enter password using password guidelines and click “SUBMIT” button



mahindra^{Rise} About Us

SET PASSWORD

New Password

Confirm Password

SUBMIT

Password must contain atleast one number, one uppercase, one lowercase character and one special character.

Alumni Portal Login

- **Login**
 - If user has already logged in to the portal then user will enter token number and click “SUBMIT” button

mahindra^{Rise} About Us

WELCOME TO
MAHINDRA ALUMNI PORTAL

50001856

NEXT

Click here - Download sop to know how to login

TODAYS EVENTS "Important Announcement : Employee Pension Scheme."

MySQL Workbench

Alumni Portal Login

- User will then be prompt to enter token number and password to login to the portal

mahindra^{Rise} [About Us](#)

WELCOME TO
MAHINDRA ALUMNI PORTAL

50001856

.....

LOGIN [FORGOT PASSWORD](#)

[Click here - Download sop to know how to login](#)

TODAYS EVENTS "Important Announcement : Employee Pension Scheme - Circular & Annexures. "

MySQL Workbench

Enter token number and password


Alumni Portal – OTP Page




The user will enter the OTP. If they have not received it, they can resend the OTP and then click the "VERIFY" button

The screenshot shows the Mahindra Alumni Portal with a modal window for OTP verification. The modal has a red header "Enter Verification Code" and a close button. The main content of the modal says "Please enter the 6-digit verification code we sent to your email." and features six input boxes for the code. Below the boxes is a red "Verify" button. Underneath the button, it says "Didn't receive the code?" followed by a timer "00:24" and a "Resend OTP" link. The background shows a login form with fields for "admin" and a password, a "LOGIN" button, and a "FORGOT PASSWORD" link. The footer contains "TODAYS EVENTS" and an announcement: "Important Announcement : Employee Pension Scheme - Circular & Annexures. "

Alumni Portal – Home Page


Alumni will be able to view their profile after login and EDIT the information

mahindra *Rise* About Us Omkar A Birajdar 


-  My Profile >
-  My Documents >
-  My HelpDesk >

We don't get to talk much, we don't get to meet too often. But, we want you to know that our success story is incomplete without you! Together we laid the foundation of this colosseum, together we nurtured the spirit of the organization. Despite the distance, we want you to know that you are always "**Remembered**". We believe in building a lifelong affiliation and we take the first step towards this belief NOW.

Note: For any HR Process/Document and Background Verification queries kindly write to hrsupport@mahindrampeople.com



OMKAR BIRAJDAR

Information 

Token Number: 50001856	Email Address: cubic.omkar@gmail.com	Contact Number: 7975653575
Mailing Address: Pune	Last Designation at M&M: Dot net developer	Current Designation: Dot net developer
Date of Joining (dd-mm-yyyy): 20-10-2021	Date of Leaving (dd-mm-yyyy): 20-10-2022	Date of Birth (dd-mm-yyyy): 04-09-1997

Alumni Portal – My Documents

Alumni will be able to view and download the documents under “My Documents” section

The screenshot displays the Mahindra Rise Alumni Portal interface. At the top, the header includes the 'mahindra Rise' logo and an 'About Us' link. A navigation sidebar on the left lists various user options, with 'My Documents' expanded to show a list of document categories: Form 16, Payslip, Credit Society, Provident Fund, Super Annuation, Performance Letter, Forms, FNF Statement, Relieving Letter, Service Letter, and Salary Card. The main content area, titled 'My Documents', shows a 'Payslip' document. A red arrow points to a right-pointing chevron icon next to the 'Super Annuation' menu item and another red arrow points to the 'Payslip' document card, indicating the document's location and availability for viewing or download.

Alumni Portal – My Documents

- Details of separated employees will be pushed from SAP to Alumni portal by daily morning scheduled job.
- Following documents are available under “My Documents”
 - Form 16
 - Pay slip(Last 12months)
 - Credit society
 - Provident fund
 - Super Annulation
 - Performance letter
 - Forms
 - FNF statement
 - Relieving letter
 - Service letter
 - Salary card

Alumni Portal – Query Options

- Alumni portal provides following options to raise query
 - **MIBL Query**
 - Option to query related to Mediclaim insurance policies after login to the portal
 - Query will be responded by MIBL team
 - **General Query**
 - Option to raise general query from portal home page without logging in to the portal for login related issues
 - Query will be responded by IT Support
- Please write to Mahindraremembers@mahindra.com for any IT support.
- Please write to mediclaimsupport@mahindra.com for any MIBL query support
- Please write to hrsupport@mahindrampeople.com for any HR support.

Alumni Portal – FAQ

FAQs

1. Employees will get access after two days from their last working day.
2. Details of separated employees will be pushed from SAP to the Alumni portal through a daily morning scheduled job. *(Informative)*.
3. Your personal email address and mobile number are required to register and access the Alumni portal.
4. For any issues related to login, email, or mobile modification, write an email to Mahindraremembers@mahindra.com IT Support team.
5. For any MIBL-related support, write an email to mediclaimsupport@mahindra.com.
6. For any HR-related support, write an email to hrsupport@mahindrampeople.com.
7. Once a user raises an HR-related support request, the Msolve team creates a ticket on the Msolve portal and assigns it to the respective team for resolution.

Alumni Portal – FAQ



8. MIBL Query: Employees can raise queries related to Medclaim insurance policies after logging into the portal. These queries will be responded to by the MIBL team.
9. General Query: Employees can raise general queries from the portal home page without logging in, specifically for login-related issues. These queries will be handled by an IT Support.



Thank you